

# Inspire Home learning

## Year One

### Week 1

#### **WRITING –**

In writing this week, we are learning and reminding ourselves how we take turns when playing and learning.

Can you think of examples of when you have taken turns? Put these into sentences and say this to your parent or older brother or sister.



E.g.

I take turns when I play with my brother.

I take turns when I am listening to what someone else is saying.

I take turns when I am standing in the dining hall waiting for my food.



With the help of a parent, talk about how difficult it can be to wait for our turn to talk. Talk about coming back to school, where there will be 30 children in the class and where we have to take turns at everything that we do. Read the social story with the help from a grown-up, to refresh your memory on how and why we take turns.

Now write a sentence on how we take turns. Use the pictures to help you.

# Inspire Home learning

## Year One

### Week 1



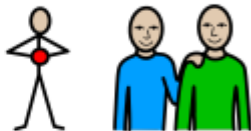
I can



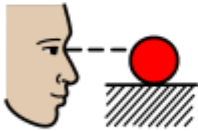
I can



listen to my friend



share



look at my partner



answer questions



wait my turn



put my hand up

# Inspire Home learning

Year One

Week 1

## HANDWRITING

This week we are looking at letter formation and a list of high frequency words (words that you come across a lot in your reading). See how the letters are formed and practise writing these.

Aa Bb Cc Dd

Ee Ff Gg Hh Ii

Jj Kk Ll Mm

Nn Oo Pp Qq

Rr Ss Tt Uu Vv

Ww Xx Yy Zz

# Inspire Home learning

Year One

Week 1

Trace over each letter and try writing each one on your own.

a

---

e

---

i

---

o

---

u

---

Now practise your handwriting using these high frequency words.

# Inspire Home learning

Year One

Week 1

the

that

not

look

put

and

with

then

don't

## **PHONICS – Wednesday**

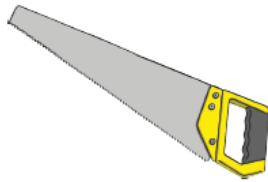
Today we are looking at the sound 's' and 'a'.

Look at these pictures and say the word, write the word and then make a sentence for each picture.

# Inspire Home learning

## Year One

### Week 1



\_\_aw




\_\_un



\_\_ocks



\_\_stronaut



\_\_pple



\_\_nchor

### MATHS –

Look at the maths slides. Follow the slides for 'Day1'.  
Practise counting forwards and back to ten.

1 2 3 4 5 6 7 8 9 10

10 9 8 7 6 5 4 3 2 1

Watch this video to help you and to have some fun singing.

<https://www.youtube.com/watch?v=uGL7xYEVedY>

# Inspire Home learning

Year One

Week 1




Now practise writing numbers from 1 to 10.

---

---

---

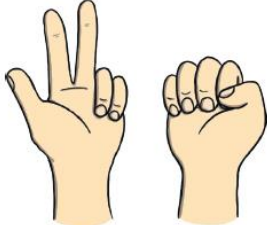

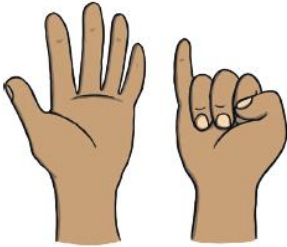
Match the numbers to its pictorial representation.

5 five	
7 seven	
9 nine	

# Inspire Home learning

Year One

Week 1

6 six	
8 eight	
3 three	

## READING –

This week our reading strategy is making links with your own life. Open the reading powerpoint saved in the home learning area and complete the work. We are reading a book called 'After the Fall' by Dan Santat.




# Inspire Home learning

## Year One

### Week 1



**Diversity, Community and Global Project Learning Journey** – This term our core text is 'The Boy, the mole, the fox and the Horse' by Charlie Mackesy.



How are you feeling about coming back to school? Were you at home for a long time? We may be feeling a mix of different emotions. These are some of the images from the book.

# Inspire Home learning

Year One

Week 1



Look at the picture from the book; 'Imagine how we would be if we were less afraid.' During lockdown, a lot of you would have felt very scared or worried or you may have felt a bit scared or worried about school or about leaving your family etc. We all feel a bit scared sometimes. What do you think he means by we're less scared together? Discuss with an adult the idea of we're all in this together and we can help each other feel less worried or scared.

## **WRITING –**

LI: I am learning to share information about myself.

Today we are learning to share information about yourself



# Inspire Home learning

## Year One

### Week 1

E.g. My name is Elizabeth. I am 5 years old. My hobbies are cooking and doing origami. I like cats and reading books.

You can use some of these sentence starters.

My name is...

I am ... years old.

I like... and...

I live with ...

My hobbies are ...

This summer I ...

My favourite food is ...

My favourite colour is ...

Once you have written your sentence, you can make a lovely name tent using card and decorate it with pictures and colour it.


### PHONICS

Today we are looking at the sound 't'.


Look at these pictures and say the word, write the word and then make a sentence for each picture.



\_\_tooth



\_\_mato



\_\_urtle

### Maths –

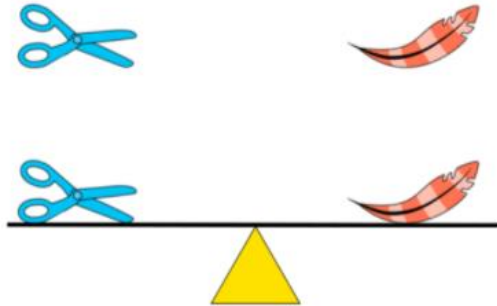
L1: To compare objects in a range of contexts

Look at the maths slides. Follow the slides for 'Day 2'.

# Inspire Home learning

## Year One

### Week 1



Look at the image on the left. How can you compare the scissors with the feather?

Use these vocabulary: same, weight

Think of a sentence to compare the two.

The scissors and the feather are of the same weight.

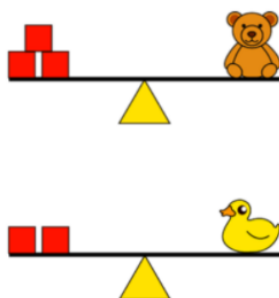
Do the same for the following images. You will have the words on the side to help you with.



Look at the image on the left. How can you compare the two maps?

Use these vocabulary: bigger, smaller

Think of a sentence to compare the two.



Look at the image on the left. How can you compare the weight of the teddy and the duck ?

Use these vocabulary: lighter, heavier

Think of a sentence to compare the two.

### **READING –**

This week our reading strategy is making links with your own life. Open the reading powerpoint saved in the home learning area and complete the work. We are reading a book called 'After the Fall' by Dan Santat.

# Inspire Home learning

## Year One

### Week 1



#### **PE –**

LI: To explore range of emotions and use different movements to represent them.

Watch this video:

<https://www.youtube.com/watch?v=-J7HcVLsCrY>

Throughout this unit of dance, we will be exploring our emotions.

After watching the video, can you get a mirror and practice showing a happy, sad, excited face.

Discuss the different emotions with an adult and stand on a spot moving to the music.

E.g. swaying to happy music.

#### **WRITING**

LI: I am learning to recognize different emotions.

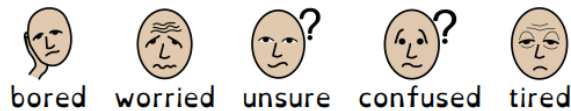
Look at the 'happy', 'sad' and neutral face below.



# Inspire Home learning

## Year One

### Week 1



What feelings words can you think of to describe the different emotions? Come up with lots of words. E.g. gloomy, furious, pleased, merry etc.

Write these feelings down. Now think about when you felt these emotions and discuss with an adult.

E.g. I felt excited because I was going to the park after a long time.

Go back to the pictures and write some sentences.

E.g.

He is feeling..... because .....

She is feeling..... because .....

They are feeling.....because .....

### **PHONICS**

Today we are looking at the sound 'p'.

Look at these pictures and say the word, write the word and then make a sentence for each picture.


# Inspire Home learning

## Year One

### Week 1



\_\_an



\_\_ear



\_\_arcel

### MATHS-

L1: To count and order numbers to 10.

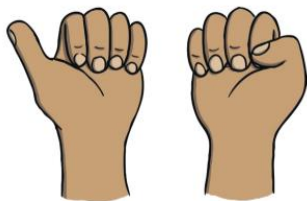
Look at the maths slides. Follow the slides for Practise counting to 10.

Watch this video:

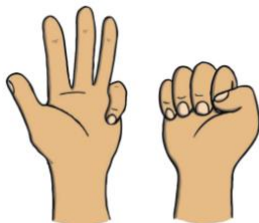
<https://www.youtube.com/watch?v=k4i6fu0bTQ8&t=141s>

If you have building blocks use them to build a block of 10. Use different ways to represent numbers up to 10.  
fingers to show different

Use your numbers.



Look at the image on the left. What number does that show? Can you show this number using your fingers?



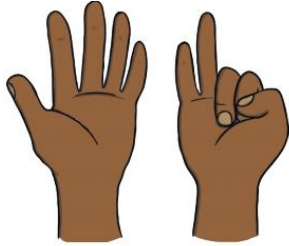
Look at the image on the left. What number does that show? Can you show this number using your fingers?



# Inspire Home learning

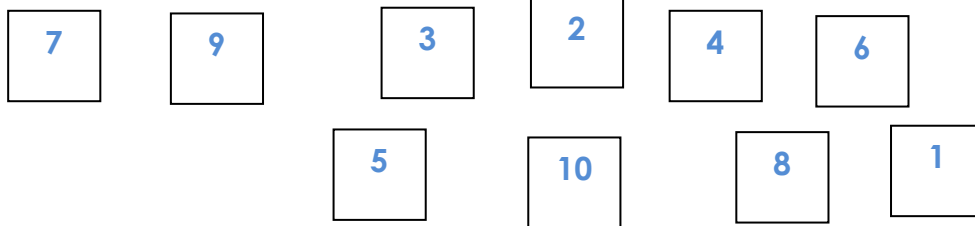
## Year One

### Week 1



Look at the image on the left. What number does that show? Can you show this number using your fingers?

Can you now order these number cards? Start from 1 and put them in order. Then start from 10 and go down to 1.



### **READING**

This week our reading strategy is making links with your own life. Open the reading powerpoint and complete the work. We are reading a book called 'After the Fall' by Dan Santat.





# Inspire Home learning


## Year One

### Week 1

#### SCIENCE

In Science this term we are learning about **materials**. Go around your house and find some objects e.g. a brush, a spoon, a bag etc.

Pick up the object and ask 'What is this?'



How does this material feel?

What is the material made out of?

Are the materials the same or different?

**Key words to use:** bumpy, rough, smooth, wrinkly, hard, soft, slippery, shiny, bendy, fragile, prickly, green, yellow



# Inspire Home learning

## Year One

### Week 1

#### **Useful websites:**

<https://www.topmarks.co.uk/Search.aspx?q=number+bonds+to+10>

<https://www.smartboardingschool.com/number-bonds-6---8>

<https://play.ttrockstars.com/auth/school/student>

<https://www.youtube.com/user/GoNoodleGames>

<https://www.themathsfactor.com>

<https://2simple.com/blog/using-purple-mash-when-school-closed/>

<https://www.mathletics.com/uk/for-schools/>

<https://www.tts-group.co.uk/home+learning+activities.html>

<https://whiterosemaths.com/>

<https://www.twinkl.co.uk/>

<http://www.mathematicshed.com/>

<https://www.literacyshed.com/home.html>

<https://www.nessy.com/uk/>

<https://www.phonicsplay.co.uk/>

<https://www.bbc.co.uk/cbeebies/shows/alphablocks>

<https://www.timestables.co.uk/games/>

<http://www.maths-games.org/>

<http://www.crickweb.co.uk/>

<https://kids.classroomsecrets.co.uk/>

<https://www.worldofdavidwalliams.com/elevenses/>

# Inspire Home learning

Year One

Week 1

## Useful websites

**SPAG:** [www.spag.com](http://www.spag.com)

**Maths Reasoning Activities:** <https://nrich.maths.org/6499>

**Times Tables Rockstars:** [www.ttrockstars.com/login](http://www.ttrockstars.com/login)

**Foxfield Maths Organiser:**

[http://upload.reactcdn.co.uk/foxfield/uploads/asset\\_file/3\\_692\\_ks2-ultimate-3-in-1-organiser-2017-maths-sats2.pdf](http://upload.reactcdn.co.uk/foxfield/uploads/asset_file/3_692_ks2-ultimate-3-in-1-organiser-2017-maths-sats2.pdf)

**Spelling Frame:** <https://spellingframe.co.uk/spelling-rule/5/Year-5-and-6>