

# Hub B Year 1 Home Learning

Week beg 10<sup>th</sup> May 2021

## Reading

### Lesson 1

Complete the following selfie using the image.



## Selfie: Evaluating




Can you evaluate the impact of the author writing the fact in this way?

### Sentence stems:

I like the way the author uses... It makes me think about...

The use of ... is effective because...



## Writing

### Lesson 1

LI: To generate captions

Newspaper have images to support the news they are reporting on, the images also have captions below to give some extra detail about the image.

Have a go at creating captions for the images below




### Lesson 2

LI: To write in third person

Dougal's deep-sea diary is written in first person and uses I, my, me, in Newspapers we are writing about an event and we write in third person using, they, them, he, his, Dougal.

Look at the extracts from Dougal's diary, can you re-write these sentences in third person?



I remembered the old maps and had a quick peak. I was sure no one would mind. I followed their directions all night until...

"I packed my bags and went to bed early. Tomorrow, I, little old Dougal will become...Dougal the sea diver"

I had dinner with Neptune, I forgot my fork but he had a spare. He was a nice chap but needed a hair-cut. I had a great time, I couldn't stay, could I?

My first dive of the week. It was beautiful, so many fishy friends swam up to see me. Last year I counted up to 121 different types, I'm sure there's more this year.

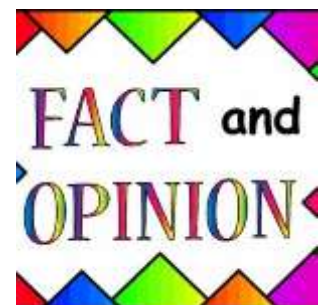
Lesson 3

LI: To identify facts and opinions

Watch this clip and write down a definition for facts and opinions

<https://www.bbc.co.uk/bitesize/topics/zs44jxs/articles/z3wgqhv>

Facts are... Opinions are...



Using your definition sort the statements below into the correct place


<u>Facts</u>	<u>Opinion</u>
--------------	----------------

- Clown fish are the most beautiful fish
- Sharks have 300 teeth
- Fish have fins and gills to swim underwater
- Whales are the scariest animal
- Puffer fish expand
- Coral is brightly coloured
- Seaweed is disgusting

#### Lesson 4

Now it is your turn to research facts about the Ocean, we are looking at plastic pollution in our curriculum lessons so you may want to research about the plastic in the ocean.

Record the facts you have found out in the template below.



#### Lesson 5

LI: To plan a newspaper

Using the box plan below, begin to plan your newspaper. You may want to refer back to your prior learning to help you

<p><b>Introduction</b> When? What? Where? Who?</p>	
<p><b>More detail about the what</b> What was found?</p>	
<p><b>Facts</b></p>	
<p><b>Conclusion</b> What next?</p>	

## Phonics

### Lesson 1

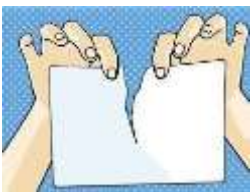
Recap these sounds:

**or - f or k      or - s t or k      or - s t or m**

Read these words:      for      form      corn

New sound: **ore**

Fit the correct word with the image:      shore      score      tore



\_\_\_\_\_



\_\_\_\_\_



\_\_\_\_\_

Read and write: Can you **score** even **more**?

Record your own sentence using a word with the **ore** sound.

### Lesson 2

Recap these sounds:

**or - b or n      or - f or k      ore - b ore      ore - m ore      our - p our**

Read these words: form adore court your  
New sound: **ough**

Fit the correct word with the image: caught taught daughter



Read and write: The boy **caught** a cold.

Record your own sentence using a word with the **ough** sound.

### Lesson 3

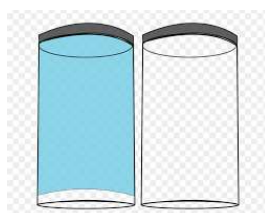
Recap these sounds:

**oo** – b **oo** k      **u** – b **u** t      **oo** – c **oo** k      **u** – n **u** t

Read these words: poor door rug sun sum

New sound: **u (oul)**

Fit the correct word with the image: full pull bush



Read and write: The boy was **full** after his cake.

Record your own sentence using a word with the **u** sound.

### Lesson 4

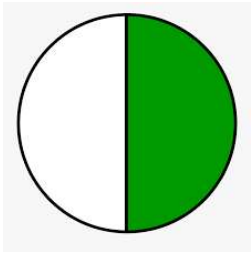
Recap these sounds:

**ar** – c **ar** t      **ar** – f **ar** m      **ar** – c **ar** d      **ar** – c h **ar** m

Read these words: market star carpet bark

New sound: **a**

Fit the correct word with the image: calm palm half



-----



-----



-----

Read and write: Can a **ca**lf wear lip balm ?

Record your own sentence using a word with the **a** sound.

### Lesson 5

Recap all the new sounds. Check the images and previous sounds if you are unsure.

**ore augh u a**

Recap reading and writing all the tricky words:

**Score four saw caught could should would put father grass bath calf**

Record your own sentences using as many of the new words and sounds you have learnt.

## Maths

### Lesson 1

#### **L1: To double numbers**

Today we are practicing doubling our numbers. Lets watch the video first to help us remember - <https://www.youtube.com/watch?v=NDqbCfplYrg>

Remember that when you are doubling a number you are adding the same number together, for example:

$$1 + 1 = 2$$

Have a go doubling as many numbers as you can, laying them out like below –

$$1 + 1 = 2$$

double 1 is 2

$$2 + 2 = 4$$

double 2 is 4

Lesson 2

**LI: To solve word problems using division**

Today we are going to be answering word problems and reasoning using our division knowledge. Have a think back to your previous lessons to help you.

Harry has 15 sweets. He says he has shared them equally between 5 plates.




Can you spot and explain Harry's error?

Harry's error is ...




Corinne has 30 cards. She shares them between 5 players. Can the 30 cards be shared equally between 5 players?

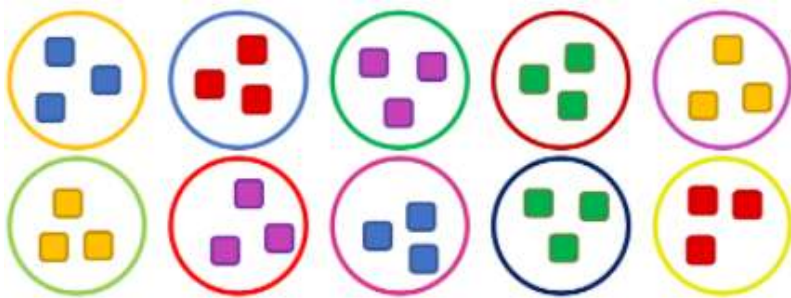


Explain your reasoning.

I think ... because ...



Look at the pictures and answer the questions.



How many counters in each of the circles?

How many circles?

How many counters in total?

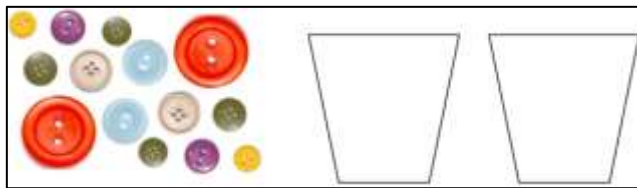


Lesson 3**LI: To solve problems using division**

Today we are going to apply our division knowledge to answer the questions. Yesterday we used our reasoning skills to answer the questions, today we need to use all of our knowledge of division to help you.

Henry has 14 buttons and 2 pots.

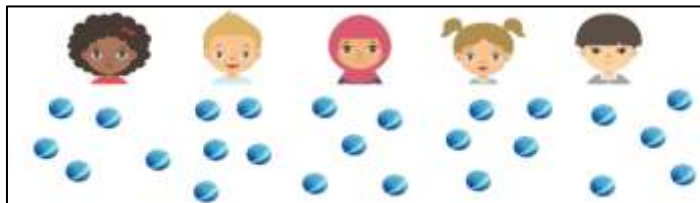
How many buttons does Henry have in each pot?



There are \_\_\_\_\_ groups of \_\_\_\_\_

Miss Roper has 25 marbles for 5 children.


How many marbles will each child have?



There are \_\_\_\_\_ groups of \_\_\_\_\_

Rebecca has 20 breadsticks and 10 bags.

How many breadsticks will there be in each bag?



#### Lesson 4

#### **LI: To use my knowledge of division to investigate**

Today we are going to be using all of our division knowledge to complete our outcome.

Sahila is having a birthday party, she wants to know that she has enough supplies for everyone. Can you use your division knowledge to help Sahila know if she has enough supplies?



Sahila has 18 cupcakes for the party tea and she would like to share them out equally onto two plates for the table.

How many cakes will go on each plate?

Sahila has invited nine children to her party.

They are going to play a game in pairs. Each pair will need a balloon.

How many balloons will they need?



Sahila is going to give everyone five juggling balls to take home after the party.

Will 55 balls be enough?

## Lesson 5

### **LI: To reflect and evaluate our learning.**

Today you will be reflecting and evaluating our division learning over the past couple of weeks. Answer the questions below and think back to our previous learning to help you.

#### **1. How confident do you feel with division?**



I felt this because ...

#### **2. What did you use to help you with division?**

I used ...

#### **3. How did you show the character skill of mindset in your learning?**

I showed the character skill of mindset ...

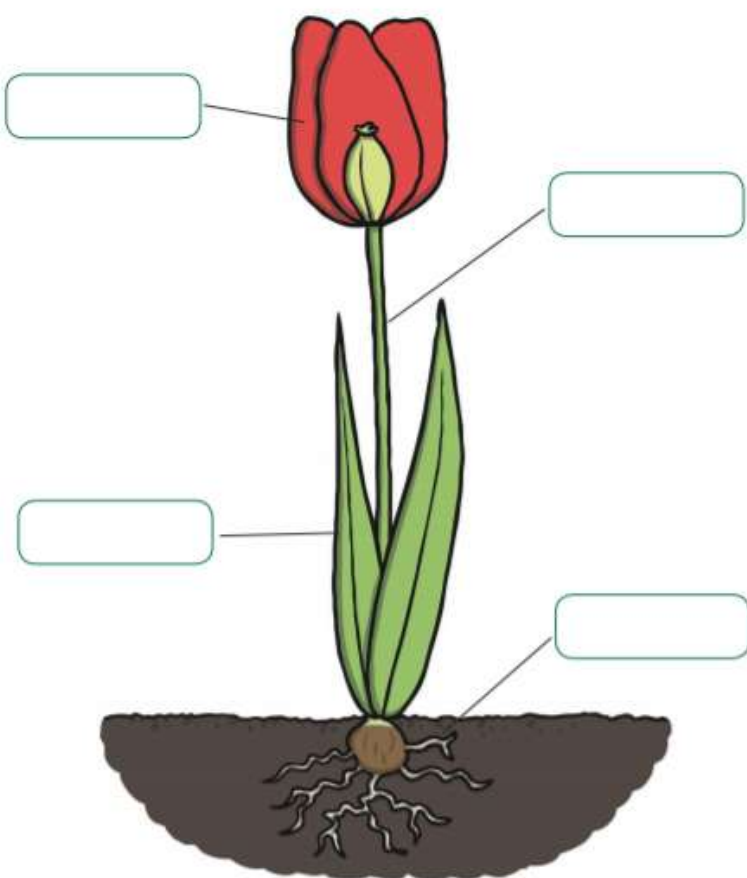
**Science**

**LI: To identify and label features of a plant**

Today you will be identifying and labelling the different features of a plant. Do you know what any of the features are called?

Watch the video below: <https://www.bbc.co.uk/bitesize/topics/zpxnyrd/articles/z3wpsbk>

Look at the plant below. Can you fill in the missing labels and match them to their purpose.

<b>Stem</b>	Collects energy from the sun	
<b>Leaf</b>	Attracts birds and insects to the flower	
<b>Roots</b>	Collects water from the soil	
<b>Petals</b>	Carries water around the plant	

**Curriculum**

**LI: To rank in order and debate**

**Context: What goes in my lunch box?**

**Lesson 1:**



List what items you might package or store your lunch in, then rank the materials the containers and packaging are made of in order by which are the most environmentally friendly.

Reflection:

Tick which item might be the best to use for packaging:

		
plastic	foil	paper

A \_\_\_\_\_ is packaged well because.....

\_\_\_\_\_ is not the best choice for packaging because.....

**Lesson 2:**

**LI: To carry out an *investigation*.**


**Take a look at how your food has been stored at home this past week. Which items have kept well, which are not so fresh?**

**Which materials were best for storing your food in?**

**Are these the most environmentally friendly choices or not?**

Reflection:

Circle one item. Can you explain why this item is best for keeping a packed lunch fresh?



.....is the best to be used for a packed lunch because...

RE

**LI: To identify the significance of each of the ten gurus**

**Context: Sikhism**

Today we will be looking at the 10 gurus within Sikhism and understanding their significance.



Here are the 10 gurus of Sikhism. Watch the video and listen carefully to find out what each guru was known for.

[https://www.youtube.com/watch?v=8UXo\\_RnWerQ](https://www.youtube.com/watch?v=8UXo_RnWerQ)



<b>Guru Nanak</b>	<b>The first guru</b>
<b>Guru Angad</b>	
<b>Guru Amar Das</b>	
<b>Guru Ram Das</b>	
<b>Guru Arjan</b>	
<b>Guru Hargobind</b>	<b>Soldier Saint</b>
<b>Guru Har Rai</b>	
<b>Guru Har Krishan</b>	
<b>Guru Tegh Bahadur</b>	
<b>Guru Gobind Singh</b>	<b>Last human Guru</b>

Complete the table to show what each Guru was known for.

## Art

**LI: To experiment creating [patterns](#)**

**Context: Scales**

Today you are going to be creating different patterns to make the scales for your fish. You will be experimenting with different shapes and movements.

Look at these close-up images of fish scales.

- What shapes can you see?
- What patterns can you see?
- How are the patterns different?
- What colours can you see?
- What size are the scales?

Think about the patterns you want to create and make as many as you can.

Looks for different items around your house that you could use to make some of the patterns.

Keep your patterns to use next week.

