

# Hub B Year 1 Home Learning

Week beg 24<sup>th</sup> May 2021

## Reading

### Lesson 1

Complete the following selfie using the link below:

<https://www.youtube.com/watch?v=lxYazAokfDQ>




## Selfie: Making connections



What are the similarities between what a seed and human need to survive?

### Sentence stems:

A similarity is... because...  
Seeds and humans also need...  
because...



## Writing

### Lesson 1

Today you are going to reflect upon your news report.

- What did you do well?  
Something I did well was...  
I really like how I...  
I think my writing was effective because I...
- What could you improve on for next time?  
Next time I could improve on...
- How did you want your reader to feel when reading your news report?  
When my reader reads my news report, I want them to feel...  
By using... it made my reader feel...



### Lesson 2

When reflecting on your learning, it is important to get feedback from others who have a different view on your work.

Today that is what you are going to do. Read your news report aloud to a family member, remember to have a clear, loud voice when reading. Use their feedback to set yourself a target.




- What did they think of your diary? What did they like?  
*My ... liked...*
- Did they have any targets for you to improve next time?  
*Next time my target is ....*

### Lesson 3

Today I want you to think back over your English learning journey.

- What have you enjoyed about our core text? Why?
- What has been your favorite part of the English learning journey?

A large, empty speech bubble shape with a tail pointing downwards and to the right. The interior of the bubble is divided into eight horizontal lines, providing space for a student to write their response to the questions in the previous section.

## Phonics

### Lesson 1

Recap these sounds:

**ey-** grey      **er-** train er      **ir-** th ir d      **g(sounds like j)-** g y m

Read these words:      went      it's      from      children

New sound: **a\_e**

Fit the correct word with the image: snake cake makeup



Read and write: The snake ate my cake.

Record your own sentence using a word with the **a\_e** sound.

### Lesson 2

Recap these sounds:

**ie** – lie      **ng** – bling      **ey** – chimney      **igh** – right

Read these words: just      help      said      have

New sound: **e\_e**

Fit the correct word with the image: concrete eve complete



Read and write: The concrete is complete.

Record your own sentence using a word with the **e\_e** sounds.

### Lesson 3

Recap these sounds:

**m** – munch      **ou** – cloud      **ear** – appear      **s** – soft

Read these words: like so do some

New sound: **i-e**

Fit the correct word with the image: sunshine prize bride



Read and write: The sunshine outside was beautiful for the bride.

Record your own sentence using a word with the **i-e** sound.

#### Lesson 4

Recap these sounds:

**ng** – f i **ng** er      **ea-** (air sound)– p **ea** r      **ue** – c l **ue**

Read these words: come where there little

New sound: **o-e**

Fit the correct word with the image: stone bone phone



Read and write: The note broke the bone.

Record your own sentence using a word with the **o-e** sound.

#### Lesson 5

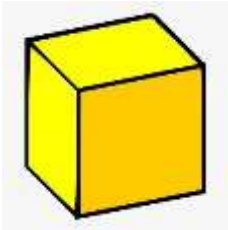
Recap these sounds:

**a\_e** – c **a\_k\_e**      **e\_e** – e **y\_e**      **i\_e** – t **i\_l\_e**      **o\_e** – c **o\_n\_e**

Read these words: asked there when

New sound: u e

Fit the correct word with the image: cube flute tube



...



...



...

Read and write: **Use** the broom to clean the statue.  
Record your own sentence using a word with the u e sound.

## Maths

### Lesson 1

Last week we began looking at finding quarters. We now know that when we split something into quarters, we are splitting it into four equal groups. Today we are going to be finding quarters of numbers.

You should use resources at home to help you, such as pencils, pasta, toys, or coins for example.


You need to:

- look at the number
- create the number using your resources
- share your number equally into 4 parts
- record the halved number



For example –

I have the number 8.  
I am going to use cubes to represent this



I am now going to share my whole into two halves.



My whole is 8.  
A quarter of 8 is 4.

Have a go at halving the following numbers, remember to use the sentence stem –  
my whole is ... a quarter of ... is ...


8	12
20	28
4	40

### Lesson 2

Today we are going to use our reasoning skills to answer word problems about finding quarters of a number.

Remember that when you are finding quarters you are splitting it into 4 equal parts.


Miss White has asked Year 1 to put one quarter of the footballs into the hoop.



Alex: I am going to put one ball in the hoop.

Jack: I am going to put three balls in the hoop.

Mo: I am going to put four balls in the hoop.



Who is correct? Can you draw the correct amount of balls in the hoop?

Answer the following questions.

1. If 1 cube is a quarter, what is the whole amount?

The whole amount is \_\_\_\_\_.

2. If 4 cubes is a quarter, what is the whole amount?

The whole amount is \_\_\_\_\_.

3. If 7 cubes is a quarter, what is the whole amount?

The whole amount is \_\_\_\_\_.




### Lesson 3

Today we are going to be using our knowledge of halving and quartering to complete an outcome. You need to do the following things:

Remember that when you are halving you are splitting into 2 equal groups and when you are finding a quarter you are splitting into 4 equal groups.

**Count all of the flowers.**  
**Colour in one half in blue.**  
**Colour one quarter in red.**

Colour one quarter in green



#### Lesson 4

Today we are going to be reflecting and evaluating our learning on fractions. For the past two weeks we have been looking halves and quarters. Have a think about what we have done, you can refer to the previous learning to help you as well and answer the following questions.

#### **1. How confident did you feel about halving and quartering?**

Circle where you think you fall on the progress line.





Use the sentence stems below to reflect on your learning.

On the progress line I think that I am at ...

I think I am at number ... because ...

I would like to get better at ...

## Science

### LI: To describe the life cycle of a plant

As a plant grows it passes through different stages, we call this the plants life cycle. Watch the video below to see how plants grow:

<https://www.bbc.co.uk/bitesize/topics/zpxnyrd/articles/z2vdjxs>


Can you explain the life cycle of a plant, adding what it needs to grow, using the key words and time adverbs?

First.....

Next.....

Then.....

Last.....



---

---

---

---

---

---

---

---

---

---

---

---

## Curriculum

RE

**LI: To [compare key beliefs](#)**

**Context: Diwali**

Today we are going to be comparing the festival of Diwali and how it is celebrated by Sikhs and Hindus. We will be looking at the similarities and differences between how the two religions celebrate the festival of lights.

1. What do you already know about Diwali?
2. Watch this video: <https://www.youtube.com/watch?v=nV2P7xt2rCM>  
What do you notice?

Look at these facts about how and why Hindus and Sikhs celebrate Diwali:

## Diwali for Hindus

Diwali is 'the festival of lights'.

Diwali takes place over five days and is greatly enjoyed by children because of the lights, fireworks and sweets involved. Oil lamps, called divas, are lit to help the goddess of wealth and success, Lakshmi, find her way into people's homes.

Diwali celebrates one of the legends which tells of the return of Rama and Sita to Rama's kingdom. The festival celebrates the victory of good over evil and light over darkness.

The festival is a time for spring cleaning, new clothes and gifts. Divas are often floated across the river Ganges - it is regarded as good luck if the lamp travels all the way across.



## Diwali for Sikhs

Diwali is really important as it celebrates the release from prison of the sixth guru, Guru Hargobind, and 52 other princes in 1619. They celebrate by lighting the Golden Temple and this tradition continues today.

Diwali is known as the 'festival of lights' because shops, public places and homes are decorated with small oil lamps called divas.

Fireworks are also a huge part of the Diwali celebrations, although some Sikhs prefer not to use them because of the noise pollution and potential dangers.

People get together to exchange gifts and it is also an opportunity to celebrate a successful harvest.



3. What are the similarities and differences between Diwali for Hindus and Diwali for Sikhism?





The similarities between Diwali for Hindus and Sikhs are...

The differences between Diwali for Hindus and Sikhs are...

## Art

### LI: To evaluate and reflect on the learning journey

Today you will reflect on your art learning journey. Use the reflection postcard below to answer the questions using the speaking frames to support.

Question or Learning Challenge	Speaking Frames and Support 
<p>How successful do you think you were with your learning today? Why do you think this? What do you need to do to improve further?</p>	<p>“I was successful with...” “I used my knowledge of ... to...”</p>
<p><b>This will help me build...</b></p> <ul style="list-style-type: none"> <li> effort</li> <li> resilience</li> <li> evaluating learning</li> </ul>	<p><b>Suggested Support Strategy</b></p> <ol style="list-style-type: none"> <li>1. Verbalise the question/task. Identify key learning.</li> <li>2. Reflect on which resources can help (e.g. learning wall/my partner's learning)</li> <li>3. Ask myself "can I tackle this another way?"</li> <li>4. Talk through thinking with a partner.</li> <li>5. Review: "Am I trying my very best? What am I doing well/not so well?"</li> </ol>

**How successful do you think you were with your learning?**

**I was successful with... because...**

**What do you need to do to improve further?**

**Next time I could...  
If I did it again I would...**

