


Inspire Home learning

Reception

Wk 2

EYFS Reception Home Learning Autumn 1 Week 2

This term we will be learning what it is like to be part of a community. At the end of term we will have a 'Hopes and dreams' ceremony which will be part of a whole school project based on the books 'All Are Welcome' and 'The Boy, The Mole and the Horse'.



Personal Social and Emotional Development

- Look at the page from our book 'All are welcome' where the children are at school. Explore the page with an adult. **What can you see? What do you think the children are saying? How do think they feel starting school? How do you feel about going back to school next week? What are you most looking forward to?**



Communication and Language

- Host a tea party for your family/teddies/dolls/Lego figures. Use the questions starters to hold a conversation with them.
- Play the memory game at your tea party with your family. Name the objects, then close your eyes while your family member hides one



Inspire Home learning

Reception

Wk 2

object. **Which object has disappeared?** Then swap over and you can hide an object.

Physical Development

- Number games – Take your family out to the park and play some number games with them. Ask an adult to draw a target circle with different numbers in each section. Using a bean bag, ball or an item you find in the park such as a stick or conker take turns aiming for the target and saying the number you land on. **What is the smallest number on the target? Which is the largest number?** Other number games could include number hop scotch, counting how long it takes you to climb a piece of playground equipment or What's the time Mr Wolf.




Literacy

- Look at the page from our book 'The Boy, The Mole, The Fox and the Horse'. "Everyone is a bit scared said the horse, but we are less scared together". Talk to your adult times when you feel scared or sad and the things you do to help you feel better again.



Phonics

- Visit the letters and sounds web site www.letters-and-sounds.com where you can access some free Phase 1 online games to play with your child.



Sound Starter – click on the yellow bubbles to hear a random sound. Some are real sounds and others are funny sound effects. Some start off quietly and gradually get louder, some are long and some are short so there's lots to talk about.

Inspire Home learning

Reception

Wk 2

Rhythm Safari – Listen to the animal names as they are tapped out for you, with one tap per syllable, e.g. 4 taps for rhinoceros, 1 tap for snake etc. Next you have to listen to a rhythm and click on the correct animal.



Guess the Animal – In this game you can first choose to meet the animals. This allows your child to become familiar with the pictures and animal noises. Next get ready to play guess the animal.

Writing

- Practice writing your name in different ways:
With a stick in the mud outside
With water and a paint brush
On the table with shaving foam
In the bath with bath crayons
In a small tray of sand.



Reading

- Choose a book with your adult that you are not familiar with. Look at the front cover, and talk about the front-page illustration. **What do you think the story will be about? Who do you think the characters are? Where is the story set?** Read the book with your adult but stop half way. **Were your predictions correct?**



Maths

- Go on a 'Shape hunt' either at home or when out for a walk. **What shapes did you find? Can you name all the shapes you found?** Write down the shapes you saw on your hunt. **How many shapes did you find?**



Inspire Home learning

Reception

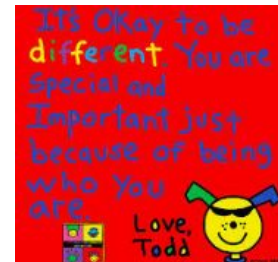
Wk 2

Understanding the World

- Think about the different members of your family.
Can you describe how you are all the same? Can you describe how you are all different?

We are same because _____

We are different because _____



- Everybody has different likes and dislikes. Interview members of your family. **What is your/their favourite food/colour/song/story? Were your answers the same/different from who you interviewed?**

Expressive Arts and Design

- Make a necklace or bracelet using painted pasta, cut up pieces of straw or beads. **Can you make a repeating pattern? How many different colours did you use? Who is going to wear your creation?**
- When you go on a walk around your community look out for signs of Autumn such as acorns and conkers. Collect some conkers and try conker painting. **How many different types of marks can you make with them? What happens if you roll them fast across the paper? What happens if colours overlap?**



Inspire Home learning

Reception

Wk 2

Personal Social and Emotional Development Resource




Inspire Home learning

Reception

Wk 2

Literacy Resource

*"Everyone is a bit scared,"
said the horse.*



*"But we are less scared
together."*

Inspire Home learning

Reception

Wk 2

Let's Talk...

EYFS

This week we are going to play shops to develop our speaking and listening skills. What will your shop sell? You could use empty food packets, toys or shoes; the choice is yours! You could write price tags or a sign for your shop. You will need at least one other person to join you in your shop, you could ask your grown up.

Now your shop is ready, let's take a turn at being the shop keeper. Don't forget to say hello to your customer and ask them how they are. You will need to tell them how much everything costs.

Next you can be the customer. Ask the shop keeper how much something costs. You could ask them how they are today or if the shop has been busy. Try and remember to make eye contact with the shop keeper.

By having these conversations and acting in role, you are developing your speaking and listening skills. Well done! You could invite your family to come to your shop and take turns to be the shop keeper and customer.

We would love to see your shop role play. You could ask your adult to upload a picture to Twitter or your Tapestry account.



Phrases and questions to support with shop role play

- Hello, welcome to my shop.
- How can I help you today?
- Would you like...
- Are you having a good day?
- Would you like a bag?
- How much is this please?
- Do you have any more...?

What does your shop sell?
When does your shop open or close?

How can people pay for their shopping?

